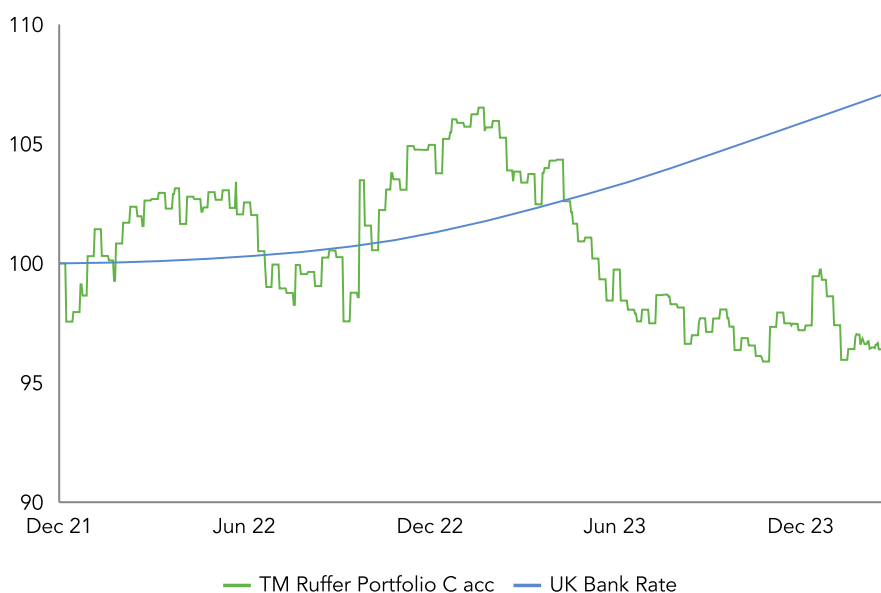


# TM Ruffer Portfolio Fund

SHARE PRICE PERFORMANCE SINCE LAUNCH ON 8 DECEMBER 2021



February saw a continuation of the AI-fuelled rally with both the S&P and Nasdaq indices ending the month at new all-time highs. The equity market exuberance was given a shot in the arm by Nvidia's earnings announcement mid-month, following which the stock rallied more than 16% in a day. Nvidia's market value gain on that day alone was greater than the total value of US gold mining companies. The market jitters evident around a single company's earnings release hints to us of an unstable trend that could just as easily surprise to the downside. This observation makes the derivative protections we hold especially attractive, albeit they were a drag on performance during the month.

Equities were a key driver of performance during February despite our low weight. Notably, Chinese equity markets rebounded. This turnaround followed an announcement by the Chinese securities regulator at the end of January banning stock lending. We believe sentiment and positioning in Chinese equities has reached extreme lows and this is reflected in attractive valuations. Furthermore, the incremental support being provided to asset markets by the Chinese authorities gives us comfort they are pushing in our direction. This stands in stark contrast to the setup for US equity markets where, needless to say, we remain cautious of both valuations and momentum.

Meanwhile bond yields continued to rise in February, as expectations for the number of interest rate cuts in 2024 fell, increasing the divergence between bond and equity market performance so far this year. Despite this, long-dated UK inflation-linked bonds were a positive contributor to performance as the oversold dynamics of January were reversed. However, our other interest rate sensitive holdings such as gold mining equities and the yen suffered as yields rose.

Having entered 2024 believing markets were priced for perfection (aka a soft landing), we are now watching closely as growth and inflation risks start to be re-priced. Expectations of a US recession in the next six months are falling fast, and the pace of disinflation has abated. Looking ahead, we expect persistent inflation to remain an issue as policy makers have shown a willingness to deliver a swift and deep-pocketed response to any economic pain and the most realistic long term solution to bulging government deficits is inflation. We continue to position the fund to benefit from this structural theme, through exposure to gold, inflation-linked bonds and commodities.

However, our focus in the immediate future remains on liquidity risks, as central bankers continue to shrink the size of their balance sheets. Any meaningful fiscal or monetary support for markets is, in our view, likely only to arrive after asset prices have been hit. In such an environment, we find confidence in a portfolio that leans heavily on the attractive real return available in cash and short dated bonds whilst holding additional protection to benefit from falling markets.

## C CLASS FEBRUARY 2024

Performance C acc %	GBP	
February	-0.6	
Year to date	-3.0	
1 year	-6.9	
3 years pa	-	
5 years pa	-	
10 years pa	-	
Since inception pa	-1.7	
<b>Share price, p</b>		
C GBP acc	96.31	
C GBP inc	91.13	
Dividend yield	1.32	
	<b>Net</b>	<b>Gross</b>
Duration (years)	2.7	2.8
Equity exposure %	13.0	15.9

## 12 month performance to 31 December 2023

%	2019	2020	2021	2022	2023
TMRP C acc	-	-	-	7.5	-6.3
UK Bank Rate	-	-	-	1.5	4.7

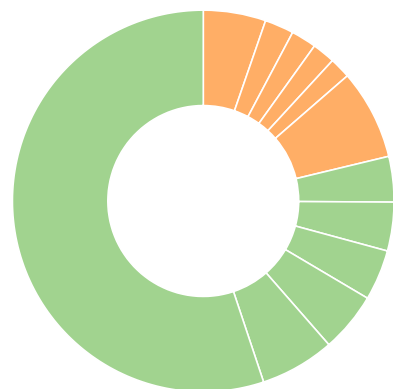
One to twelve month performance figures are cumulative, all others are annualised. Source: Ruffer LLP, Bloomberg. The comparator benchmark shown in this document is as stated in the fund's prospectus. Ruffer performance is shown after deduction of all fees and management charges, and on the basis of income being reinvested. Past performance is not a guide to future performance. The value of the shares and the income from them can go down as well as up and you may not get back the full amount originally invested. The value of overseas investments will be influenced by the rate of exchange.

## INVESTMENT OBJECTIVE

To achieve positive returns over a 12 month rolling period, after all costs and charges have been taken. Underlying this objective is a fundamental philosophy of capital preservation. Capital invested is at risk and there is no guarantee that a positive return will be delivered over any one or a number of 12 month rolling periods.

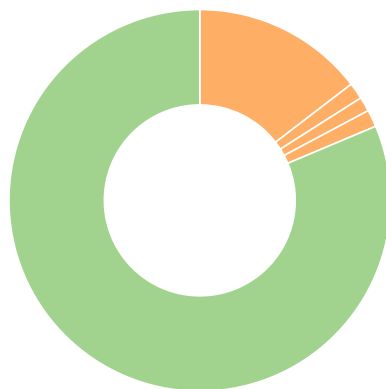
# TM Ruffer Portfolio Fund 29 Feb 24

## ASSET ALLOCATION



Asset allocation	%
Short-dated bonds	55.1
Long-dated index-linked gilts	6.3
Credit and derivative strategies	5.1
Global funds	4.3
Cash	4.1
Gold exposure and gold equities	3.9
Commodity exposure	5.3
Healthcare equities	2.5
Consumer discretionary equities	2.1
Financials equities	1.9
Energy equities	1.8
Other equities	7.6

## CURRENCY ALLOCATION



Currency allocation	%
Sterling	81.3
Yen	14.6
Hong Kong dollar	1.4
Euro	1.2
Other	1.4
<b>Geographical equity allocation</b>	<b>%</b>
UK equities	5.4
Asia ex-Japan equities	4.6
Europe equities	2.7
North America equities	2.4
Japan equities	0.1
Other equities	0.7

## 5 LARGEST EQUITY HOLDINGS

Stock	% of fund
iShares MSCI China A UCITS ETF	2.1
BP	1.2
Pfizer	0.8
Alibaba Group ADR	0.7
Alibaba Group	0.7

Largest equity holdings exclude Ruffer funds | Source: Ruffer LLP | Totals may not equal 100 due to rounding

## RUFFER LLP

Ruffer LLP manages investments on a discretionary basis for private clients, trusts, charities and pension funds. As at 31 January 2024, assets managed by the Ruffer Group exceeded £22.9bn.

**FUND SIZE £3,153.2M**

## FUND INFORMATION

Annual management charge %	1.14	
Maximum annual management charge %	1.2	
Minimum investment (or equivalent in other currency)	£100,000	
Ongoing Charges Figure %	1.25	
Dealing frequency	Weekly, every Wednesday where this is a business day Plus the final business day of the month	
Valuation point	12.00 each dealing day	
Ex dividend dates	31 Mar, 30 Jun 30 Sep, 31 Dec	
Pay dates	31 May, 31 Aug 30 Nov, 28 Feb	
Investment manager	Ruffer LLP	
Depository	Bank of New York Mellon (International) Limited	
Authorised Corporate Director	Thesis Unit Trust Management Limited	
Auditors	Ernst & Young LLP	
Structure	Non-UCITS Retail Scheme Investment Funds (OEIC)	
Share class	ISIN	SEDOL
C GBP acc	GB00BP4DCZ86	BP4DCZ8
C GBP inc	GB00BP4DJF75	BP4DJF7

## ENQUIRIES

Ruffer LLP  
80 Victoria Street  
London SW1E 5JL

rif@ruffer.co.uk  
+44 (0)20 7963 8218  
ruffer.co.uk/tmrp

## FUND TEAM



**Luka Gakic**  
HEAD OF CORE FUND MANAGEMENT |  
FUND MANAGER

Before joining Ruffer in 2011, he spent four years at Lehman Brothers, and then Nomura, in equity stock lending and delta-one sales. He graduated from the University of Oxford in 2006 with a degree in philosophy, politics and economics.



**Alexander Chartres**  
FUND MANAGER

Joined Ruffer in 2010 after graduating from Newcastle University with a first class honours degree in history and politics. He is a Fellow of the CISI and co-manager of two of Ruffer's flagship funds.



**Kate Forsyth**  
FUND SPECIALIST

Joined Ruffer in 2016, with a degree in Spanish and International Management from the University of Bath. She became a member of the Chartered Institute for Securities & Investment following completion of the CISI Masters in Wealth Management in 2019.

## GLOSSARY

**Volatility** measures the extent to which returns vary over a given period. High volatility means returns have been more variable over time

**UK Bank Rate** the rate the Bank of England charges banks and financial institutions for loans with a maturity of one day

## DISCLAIMER

The views expressed in this report are not intended as an offer or solicitation for the purchase or sale of any investment or financial instrument. The views reflect the views of Ruffer LLP at the date of this document and, whilst the opinions stated are honestly held, they are not guarantees and should not be relied upon and may be subject to change without notice. The information contained in this document does not constitute investment advice and should not be used as the basis of any investment decision. References to specific securities are included for the purposes of illustration only and should not be construed as a recommendation to buy or sell these securities. Ruffer LLP has not considered the suitability of this fund against any specific investor's needs and/or risk tolerance. If you are in any doubt, please speak to your financial adviser. The fund data displayed is designed only to provide summary information and the report does not explain the risks involved in investing in the fund. Any decision to invest must be based solely on the information contained in the Prospectus, Key Information Document and the latest report and accounts.

The fund's prospectus and key information documents are provided in English and available on request. TM Ruffer Portfolio is a UK non-UCITS retail scheme (NURS). The TM Ruffer Portfolio is not registered for distribution in any country other than the UK. In line with the Prospectus, it is possible that at any one time the TM Ruffer Portfolio may invest more than 35% of its assets in transferable securities issued by or on behalf of or guaranteed by a single named issuer which may be one of the following: the Government of the United Kingdom (including the Scottish Administration, the Executive Committee of the Northern Ireland Assembly, the National Assembly of Wales), the Governments of Cyprus, Czech Republic, Estonia, Hungary, Latvia, Lithuania, Malta, Poland, Slovakia, Slovenia, Australia, Austria, Brazil, Belgium, Canada, Denmark, Finland, France, Germany, Greece, Iceland, Ireland, Italy, LCR Finance plc, Japan, Liechtenstein, Luxembourg, Netherlands, New Zealand, Norway, Portugal, Spain, Sweden, Switzerland and United States (including Federal National Mortgage Association (FNMA), Federal Home Loan Mortgage Corporation (FHLMC), Government National Mortgage Association (GNMA), Private Export Funding Corporation (PEFCO)) or by one of the following international organisations: African Development Bank, Asian Development Bank (ADB), Council of Europe Development Bank, Deutsche Ausgleichsbank (DTA), Eurofima, European Bank for Reconstruction and Development (EBRD), European Investment Bank (EIB), Inter-American Development Bank (IADB), International Bank for Reconstruction and Development (IBRD), International Finance Corporation (IFC), the World Bank, Japan Development Bank, European Federal Home Loans, Kreditanstalt für Wiederaufbau (KfW) and the Nordic Investment Bank (NIB).

