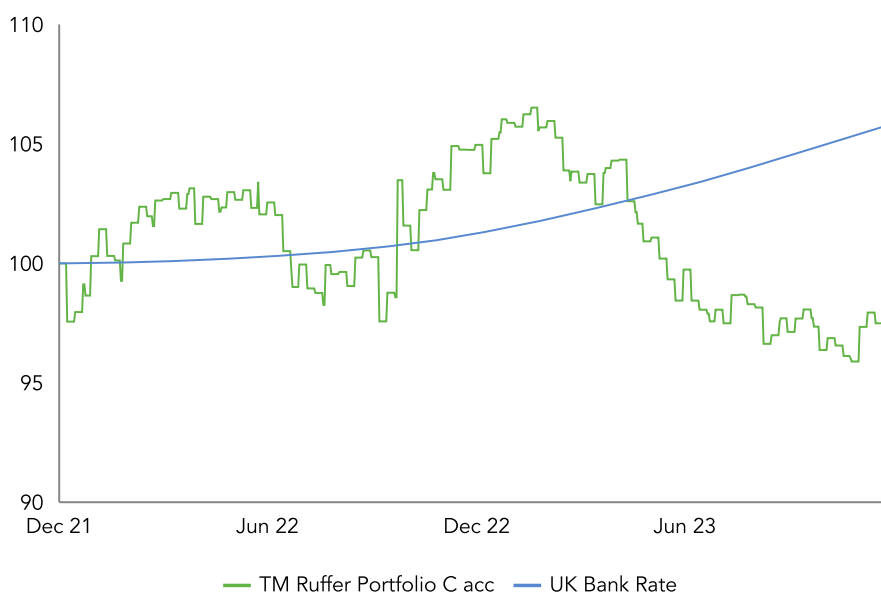


TM Ruffer Portfolio Fund

SHARE PRICE PERFORMANCE SINCE LAUNCH ON 8 DECEMBER 2021



November proved to be a positive month for asset owners, as both bonds and equities rallied sharply. The catalyst was a growing hope that falling inflation will not be accompanied by slowing economic growth. This is an ideal outcome since it would allow policymakers to gently ease interest rates, helping to sustain high equity valuations without dampening earnings. Policymakers have also changed their tone, leaving investors less concerned about further monetary policy tightening.

The market moves were significant, with global bonds experiencing their best monthly return since 2008 and US equities recording their best monthly return this year. We added to the fund's bond duration in recent months to take advantage of compelling valuations (eg US ten year real yields reaching 2.5%), and with the belief that yields were reaching levels beyond which they would begin to cause acute pain to the financial system. The increased exposure enabled the fund to further benefit from November's rally in fixed income, which was the largest contributor to returns over the month. Likewise in equities, we had tactically added to the fund's exposure as risk assets struggled with rising yields in prior months. These increases to both bonds and equities enabled the portfolio to deliver a positive return and outweighed the headwinds from our protective assets. From a stock picking perspective, holdings in Ryanair, Coty and Jackson Financial were large positive contributors, alongside exposure to US banks Citi and EastWest.

On the negative side of the ledger, protective positions to guard against pain in the corporate bond market naturally suffered in the buoyant environment as credit spreads narrowed sharply. Elsewhere, exposure to energy was a headwind, partly as the perceived risk of wider military conflict across the Middle East has faded. Within our growth seeking assets, the exposure to Chinese equities continued to stutter. Whilst we deem the visit of Xi Jinping to San Francisco as a positive step in easing the tensions between the World's two largest powers, investor sentiment remains weak. We acknowledge there are good reasons for the high risk premium applied to Chinese equities, but it does stand out for both depressed valuations and, in our view, the increasing likelihood of further policy stimulus to come.

Given the speed of the rally across bonds and equities, we felt it was prudent to reduce the fund's exposures towards the end of the month. Bond markets are now pricing in over 1% of interest rate cuts in 2024 from the Federal Reserve. High equity valuations, tight credit spreads and low volatility suggest complacency may have returned to financial markets. There is a path for policymakers to pull off the magic trick of raising interest rates aggressively without derailing the economy, but we see an obvious vulnerability should events deviate from this narrow route. Policy changes feed through with a lag and the initial signs of a possible soft landing are eerily similar to those pre-empting something more severe. The portfolio is designed to deliver positive returns in both benign conditions such as we saw this month, but also in those which are likely to be more challenging ahead.

C CLASS NOVEMBER 2023

Performance C acc %	GBP	
November	1.5	
Year to date	-8.1	
1 year	-6.9	
3 years pa	-	
5 years pa	-	
10 years pa	-	
Since inception pa	-1.3	
Share price, p		
C GBP acc	97.47	
C GBP inc	93.35	
Dividend yield	2.2	
	Net	Gross
Duration (years)	3.4	4.2
Equity exposure %	17.7	17.7

12 month performance to 30 September 2023

%	2019	2020	2021	2022	2023
TM Ruffer Portfolio Fund C acc	-	-	-	-	-5.9
UK Bank Rate	-	-	-	-	4.1

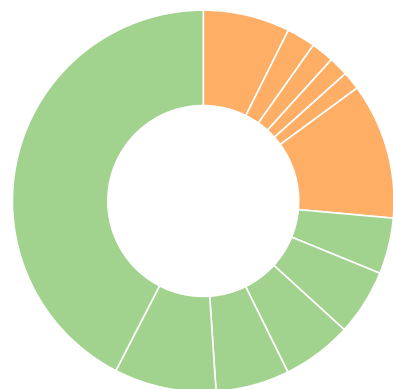
One to twelve month performance figures are cumulative, all others are annualised. Source: Ruffer LLP, Bloomberg. The comparator benchmark shown in this document is as stated in the fund's prospectus. Ruffer performance is shown after deduction of all fees and management charges, and on the basis of income being reinvested. Past performance is not a guide to future performance. The value of the shares and the income from them can go down as well as up and you may not get back the full amount originally invested. The value of overseas investments will be influenced by the rate of exchange.

INVESTMENT OBJECTIVE

To achieve positive returns over a 12 month rolling period, after all costs and charges have been taken. Underlying this objective is a fundamental philosophy of capital preservation. Capital invested is at risk and there is no guarantee that a positive return will be delivered over any one or a number of 12 month rolling periods.

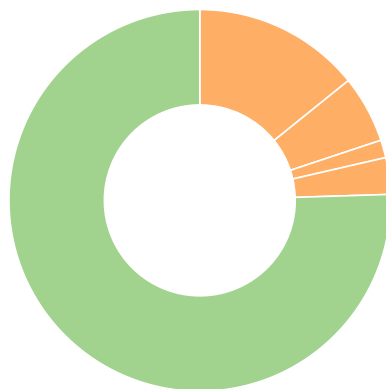
TM Ruffer Portfolio Fund 30 Nov 23

ASSET ALLOCATION



Asset allocation	%
Short-dated bonds	42.4
Non-UK index-linked	8.6
Long-dated index-linked gilts	6.2
Credit and derivative strategies	5.9
Cash	5.6
Gold exposure and gold equities	4.7
Commodity exposure	7.3
Consumer discretionary equities	2.4
Financials equities	1.9
Energy equities	1.6
Healthcare equities	1.5
Other equities	11.5

CURRENCY ALLOCATION



Currency allocation	%
Sterling	75.5
Yen	14.2
US dollar	5.7
Euro	1.5
Other	3.1

Geographical equity allocation	%
North America equities	6.7
UK equities	5.2
Asia ex-Japan equities	5.0
Europe equities	1.7
Japan equities	0.1
Other equities	0.5

5 LARGEST EQUITY HOLDINGS

Stock	% of fund
iShares MSCI China A UCITS ETF	2.0
BP	1.3
Alibaba Group ADR	0.7
Alibaba Group Holding	0.7
Ambev SA ADR	0.5

Largest equity holdings exclude Ruffer funds | Source: Ruffer LLP | Totals may not equal 100 due to rounding

RUFFER LLP

Ruffer LLP manages investments on a discretionary basis for private clients, trusts, charities and pension funds. As at 31 October 2023, assets managed by the Ruffer Group exceeded £23.4bn.

FUND SIZE £3,006.0M

FUND INFORMATION

Annual management charge %	1.14
Maximum annual management charge %	1.2
Minimum investment (or equivalent in other currency)	£100,000
Ongoing Charges Figure %	1.24
Dealing frequency	Weekly, every Wednesday where this is a business day Plus the final business day of the month
Valuation point	12.00 each dealing day
Ex dividend dates	30 Jun, 31 Dec
Pay dates	28 Feb, 31 Aug
Investment manager	Ruffer LLP
Depository	Bank of New York Mellon (International) Limited
Authorised Corporate Director	Thesis Unit Trust Management Limited
Auditors	Ernst & Young LLP
Structure	Non-UCITS Retail Scheme Investment Funds (OEIC)

Share class	ISIN	SEDOL
C GBP acc	GB00BP4DCZ86	BP4DCZ8
C GBP inc	GB00BP4DJF75	BP4DJF7

ENQUIRIES

Ruffer LLP
80 Victoria Street
London SW1E 5JL

rif@ruffer.co.uk
+44 (0)20 7963 8218
ruffer.co.uk/tmrf

FUND TEAM



Luka Gacic
HEAD OF CORE FUND MANAGEMENT |
FUND MANAGER

Before joining Ruffer in 2011, he spent four years at Lehman Brothers, and then Nomura, in equity stock lending and delta-one sales. He graduated from the University of Oxford in 2006 with a degree in philosophy, politics and economics.



Alexander Chartres
FUND MANAGER

Joined Ruffer in 2010 after graduating from Newcastle University with a first class honours degree in history and politics. He is a member of the CISI and co-manages two of Ruffer's flagship funds.



Kate Forsyth
FUND SPECIALIST

Joined Ruffer in 2016, with a degree in Spanish and International Management from the University of Bath. She became a member of the Chartered Institute for Securities & Investment following completion of the CISI Masters in Wealth Management in 2019.

GLOSSARY

Volatility measures the extent to which returns vary over a given period. High volatility means returns have been more variable over time

UK Bank Rate the rate the Bank of England charges banks and financial institutions for loans with a maturity of one day

DISCLAIMER

The views expressed in this report are not intended as an offer or solicitation for the purchase or sale of any investment or financial instrument. The views reflect the views of Ruffer LLP at the date of this document and, whilst the opinions stated are honestly held, they are not guarantees and should not be relied upon and may be subject to change without notice. The information contained in this document does not constitute investment advice and should not be used as the basis of any investment decision. References to specific securities are included for the purposes of illustration only and should not be construed as a recommendation to buy or sell these securities. Ruffer LLP has not considered the suitability of this fund against any specific investor's needs and/or risk tolerance. If you are in any doubt, please speak to your financial adviser. The fund data displayed is designed only to provide summary information and the report does not explain the risks involved in investing in the fund. Any decision to invest must be based solely on the information contained in the Prospectus, Key Information Document and the latest report and accounts.

The fund's prospectus and key information documents are provided in English and available on request. TM Ruffer Portfolio is a UK non-UCITS retail scheme (NURS). The TM Ruffer Portfolio is not registered for distribution in any country other than the UK. In line with the Prospectus, it is possible that at any one time the TM Ruffer Portfolio may invest more than 35% of its assets in transferable securities issued by or on behalf of or guaranteed by a single named issuer which may be one of the following: the Government of the United Kingdom (including the Scottish Administration, the Executive Committee of the Northern Ireland Assembly, the National Assembly of Wales), the Governments of Cyprus, Czech Republic, Estonia, Hungary, Latvia, Lithuania, Malta, Poland, Slovakia, Slovenia, Australia, Austria, Brazil, Belgium, Canada, Denmark, Finland, France, Germany, Greece, Iceland, Ireland, Italy, LCR Finance plc, Japan, Liechtenstein, Luxembourg, Netherlands, New Zealand, Norway, Portugal, Spain, Sweden, Switzerland and United States (including Federal National Mortgage Association (FNMA), Federal Home Loan Mortgage Corporation (FHLMC), Government National Mortgage Association (GNMA), Private Export Funding Corporation (PEFCO)) or by one of the following international organisations: African Development Bank, Asian Development Bank (ADB), Council of Europe Development Bank, Deutsche Ausgleichsbank (DTA), Eurofima, European Bank for Reconstruction and Development (EBRD), European Investment Bank (EIB), Inter-American Development Bank (IADB), International Bank for Reconstruction and Development (IBRD), International Finance Corporation (IFC), the World Bank, Japan Development Bank, European Federal Home Loans, Kreditanstalt für Wiederaufbau (KfW) and the Nordic Investment Bank (NIB).

