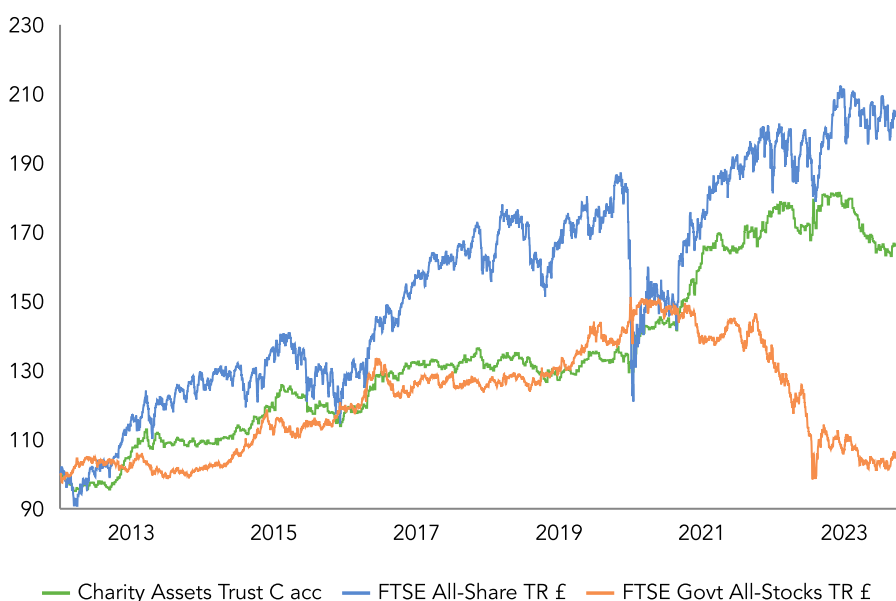


Charity Assets Trust

SHARE PRICE PERFORMANCE SINCE LAUNCH ON 8 MARCH 2012



November proved to be a positive month for asset owners, as both bonds and equities rallied sharply. The catalyst was a growing hope that falling inflation will not be accompanied by slowing economic growth. This is an ideal outcome since it would allow policymakers to gently ease interest rates, helping to sustain high equity valuations without dampening earnings. Policymakers have also changed their tone, leaving investors less concerned about further monetary policy tightening.

The market moves were significant, with global bonds experiencing their best monthly return since 2008 and US equities recording their best monthly return this year. We added to the fund's bond duration in recent months to take advantage of compelling valuations (eg US ten year real yields reaching 2.5%), and with the belief that yields were reaching levels beyond which they would begin to cause acute pain to the financial system. The increased exposure enabled the fund to further benefit from November's rally in fixed income, which was the largest contributor to returns over the month. Likewise in equities, we had tactically added to the fund's exposure as risk assets struggled with rising yields in prior months. These increases to both bonds and equities enabled the portfolio to deliver a positive return and outweighed the headwinds from our protective assets. From a stock picking perspective, holdings in Ryanair, Coty and Jackson Financial were large positive contributors, alongside exposure to US banks Citi and EastWest.

On the negative side of the ledger, protective positions to guard against pain in the corporate bond market naturally suffered in the buoyant environment as credit spreads narrowed sharply. Elsewhere, exposure to energy was a headwind, partly as the perceived risk of wider military conflict across the Middle East has faded. Within our growth seeking assets, the exposure to Chinese equities continued to stutter. Whilst we deem the visit of Xi Jinping to San Francisco as a positive step in easing the tensions between the World's two largest powers, investor sentiment remains weak. We acknowledge there are good reasons for the high risk premium applied to Chinese equities, but it does stand out for both depressed valuations and, in our view, the increasing likelihood of further policy stimulus to come.

Given the speed of the rally across bonds and equities, we felt it was prudent to reduce the fund's exposures towards the end of the month. Bond markets are now pricing in over 1% of interest rate cuts in 2024 from the Federal Reserve. High equity valuations, tight credit spreads and low volatility suggest complacency may have returned to financial markets. There is a path for policymakers to pull off the magic trick of raising interest rates aggressively without derailing the economy, but we see an obvious vulnerability should events deviate from this narrow route. Policy changes feed through with a lag and the initial signs of a possible soft landing are eerily similar to those pre-empting something more severe. The portfolio is designed to deliver positive returns in both benign conditions such as we saw this month, but also in those which are likely to be more challenging ahead.

C CLASS NOVEMBER 2023

Performance C acc %	GBP
November	1.6
Year to date	-8.3
1 year	-7.8
3 years pa	3.8
5 years pa	5.2
10 years pa	4.3
Since inception pa	4.4

Share price, p	
C GBP acc	166.03
C GBP inc	134.48
Dividend yield	2.1

	Net	Gross
Duration (years)	3.3	4.1
Equity exposure %	14.6	14.7

C acc GBP	Volatility %	Sharpe	Sortino
3 years	6.5	0.3	0.4
5 years	6.8	0.6	1.0
10 years	5.9	0.6	1.0
Since inception	5.8	0.6	1.1

12 month performance to 30 September 2023

%	2019	2020	2021	2022	2023
CAT C acc	0.3	6.7	15.8	8.2	-7.9
FTSE All-Share TR £	2.7	-16.6	27.9	-4.0	13.8
FTSE Gt All-Stocks TR £	13.4	3.4	-6.8	-23.3	-2.5

One to twelve month performance figures are cumulative, all others are annualised. Source: Ruffer LLP, FTSE International. Ruffer performance is shown after deduction of all fees and management charges, and on the basis of income being reinvested. Past performance is not a guide to future performance. The value of the shares and the income from them can go down as well as up and you may not get back the full amount originally invested. The value of overseas investments will be influenced by the rate of exchange.

INVESTMENT OBJECTIVE

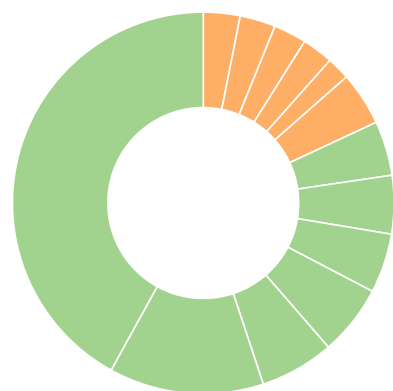
The fund will follow an 'absolute return' investment strategy. This means the Manager will not endeavour to track or 'outperform' a specific benchmark or stock market index, but instead seek to generate consistent positive returns regardless of the prevailing market conditions. The Manager expresses its absolute return approach through two principal investment objectives for the fund: 1) preservation of capital, which the Manager defines as not losing money on a rolling 12 month basis and 2) delivering consistent positive returns (through a combination of capital and income) greater than the return on cash (as defined by the Bank of England Bank Rate).

RESPONSIBLE INVESTMENT POLICY

The fund has strict restrictions on investment in alcohol, armaments, gambling, pornography, predatory lending, tobacco, oil sands and thermal coal. It also follows a proactive voting and engagement approach with companies held within the fund. The fund is monitored against UN Global Compact principles, MSCI's ESG Metrics and the managers also monitor the fund's carbon metrics.

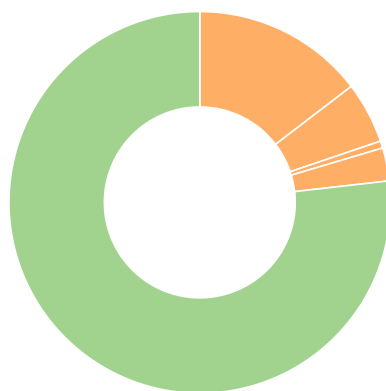
Charity Assets Trust 30 Nov 23

ASSET ALLOCATION



Asset allocation	%
Short-dated bonds	41.9
Credit and derivative strategies	13.1
Long-dated index-linked gilts	6.3
Cash	6.0
Non-UK index-linked	5.0
Index-linked gilts	4.9
Gold exposure and gold equities	4.6
Financials equities	3.1
Energy equities	3.0
Consumer discretionary equities	2.8
Commodity exposure	2.6
Technology equities	1.9
Other equities	4.5

CURRENCY ALLOCATION



Currency allocation	%
Sterling	76.8
Yen	14.6
US dollar	5.2
Euro	0.6
Other	2.8

Geographical equity allocation	%
UK equities	6.4
North America equities	3.2
Asia ex-Japan equities	3.2
Europe equities	2.5
Other equities	0.3

5 LARGEST EQUITY HOLDINGS

Stock	% of fund
BP	3.0
TSMC ADR	1.2
Alibaba Group ADR	0.9
Alibaba Group Holding	0.6
Prosus	0.5

Largest equity holdings exclude Ruffer funds | Source: Ruffer LLP | Totals may not equal 100 due to rounding

RUFFER LLP

Ruffer LLP manages investments on a discretionary basis for private clients, trusts, charities and pension funds. As at 31 October 2023, assets managed by the Ruffer Group exceeded £23.4bn.

FUND SIZE £510.2M

FUND INFORMATION

Annual management charge %	1.0 + VAT	
Maximum initial charge %	1.0	
Minimum investment (or equivalent in other currency)	£500	
Ongoing Charges Figure %	1.14	
Cut offs	12.00pm on Wednesday (where this is a business day) and the last business day of the month	
Dealing frequency	Weekly forward, every Wednesday where this is a business day, plus the last business day of the month	
Ex dividend dates	15 Jan, 15 Apr, 15 Jul, 15 Oct	
Pay dates	15 Mar, 15 Jun, 15 Sep, 15 Dec	
Investment adviser	Ruffer AIFM Limited	
Investment manager	Ruffer AIFM Limited	
Administrator	Bank of New York Mellon (International) Limited	
Custodian	Bank of New York Mellon SA/NV	
Trustee	BNY Mellon Fund & Depository (UK) Ltd	
Legal advisers	Eversheds Sutherland (International) LLP	
Auditors	Ernst & Young UK LLP	
Structure	Common Investment Fund established under section 24 of The Charities Act 1993	
Unit classes	Accumulation and income	
Share class	ISIN	SEDOL
C GBP acc	GB00B740TC99	B740TC9
C GBP inc	GB00B7F77M57	B7F77M5

ENQUIRIES

Ruffer LLP
80 Victoria Street
London SW1E 5JL

Ajay Johal
ajohal@ruffer.co.uk
+44 (0)20 7963 8040

DEALING LINE

0344 892 0906

FUND TEAM



Jasmine Yeo
FUND MANAGER

Joined Ruffer in 2017, having graduated with a degree from Warwick Business School. She is a member of the CISI, and co-manager of two of Ruffer's flagship funds and Ruffer's investment trust.



Ian Rees
FUND MANAGER

Joined Ruffer in 2012, after graduating from the University of Bath with an honours degree in economics. He is a CFA charterholder and co-manager of three of Ruffer's flagship funds.



Jos North
FUND MANAGER

Joined Ruffer in 2012 and now leads Ruffer's UK institutional business, including UK defined benefit, defined contribution and local government pension schemes, and UK charities. He is a member of the CISI and co-manages two of Ruffer's flagship funds.



Ajay Johal
FUND SPECIALIST

Joined Ruffer in 2014 from Barclays Wealth, moving to the charities team in 2019. He holds a degree in history and sociology from the University of Warwick and is a member of the CISI.

GLOSSARY

Volatility measures the extent to which returns vary over a given period. High volatility means returns have been more variable over time

Duration measures the sensitivity of a bond or fixed income portfolio's price to changes in interest rates. The higher the duration, the more sensitive the price or portfolio is to changes in interest rates

UK Bank Rate the rate the Bank of England charges banks and financial institutions for loans with a maturity of one day

Sharpe ratio measures the performance of an investment, adjusting for the amount of risk taken (compared to risk-free). The higher the ratio, the better the returns compared to the risk taken

Sortino ratio measures the extra return an investment makes for each unit of bad risk (the chance of losing money below a certain target)

This financial promotion is issued by Ruffer LLP, 80 Victoria Street, London SW1E 5JL. Ruffer LLP is authorised and regulated by the Financial Conduct Authority. © Ruffer LLP 2023

DISCLAIMER

Eligible charities are those registered as a charity with the Charity Commission for England and Wales, the Office of the Scottish Charity Regulator and/or Inland Revenue Charities, Bootle, Merseyside (including charities established in Northern Ireland), or exempt from registration with the Charity Commission by virtue of the Charities Act 1993 (as amended).

The views expressed in this report are not intended as an offer or solicitation for the purchase or sale of any investment or financial instrument. The views reflect the views of Ruffer LLP at the date of this document and, whilst the opinions stated are honestly held, they are not guarantees and should not be relied upon and may be subject to change without notice. The information contained in this document does not constitute investment advice and should not be used as the basis of any investment decision. References to specific securities are included for the purposes of illustration only and should not be construed as a recommendation to buy or sell these securities. Ruffer LLP has not considered the suitability of this fund against any specific investor's needs and/or risk tolerance. If you are in any doubt, please speak to your financial adviser. The fund data displayed is designed only to provide summary information and the report does not explain the risks involved in investing in the fund. Any decision to invest must be based solely on the information contained in the Scheme Particulars, Key Information Document and the latest report and accounts. The Charity Assets Trust is an unregulated collective investment scheme (UCIS) available only to eligible charities as defined above.

FTSE® is a trade mark of the London Stock Exchange Group companies and is used by FTSE International Limited under licence. All rights in the FTSE indices and/or FTSE ratings vest in FTSE and/or its licensors. Neither FTSE nor its licensors accept any liability for any errors or omissions in the FTSE indices and/or FTSE ratings or underlying data and no party may rely on any FTSE indices, ratings and/or underlying data contained in this communication. No further distribution of FTSE Data is permitted without FTSE's express written consent. FTSE does not promote, sponsor or endorse the content of this communication. This financial promotion is issued by Ruffer LLP, 80 Victoria Street, London SW1E 5JL. Ruffer LLP is authorised and regulated by the Financial Conduct Authority. © Ruffer LLP 2023

