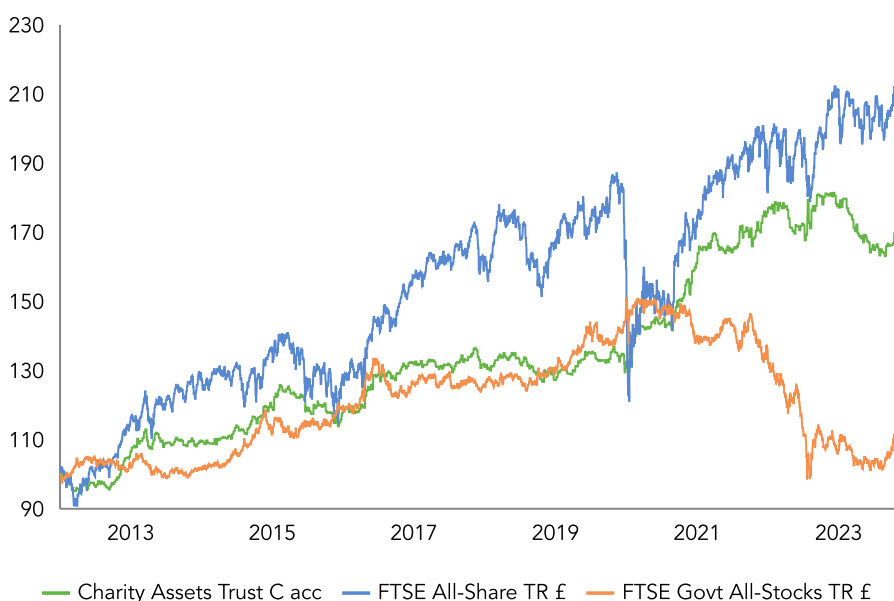


Charity Assets Trust

SHARE PRICE PERFORMANCE SINCE LAUNCH ON 8 MARCH 2012



Christmas arrived early for asset owners last year, as December saw US equities approach all-time highs and the bond rally continue. The Federal Reserve provided the festive cheer, by pivoting their message from 'higher for longer' interest rates to 'lower, sooner', projecting three cuts in 2024 thanks to falling inflation. This reinforced the market's soft-landing narrative and drove a US-centric Santa rally. Elsewhere, the Bank of Japan left policy unchanged despite significant noise, and investors remained unimpressed by the lack of concrete stimulus measures in China.

As was the case in November, the fund's fixed income holdings were the largest contributor – adding over 1.5% to performance. Yields continued to fall as the Chair of the Federal Reserve assured markets that they were unlikely to raise interest rates any further, taking the US ten year bond yield to 3.9%, down more than 1% since October. Our US exposure participated in the rally as the market broadened out from the 'Magnificent 7' technology stocks. Gold exposure was helpful, as the metal reached new highs. Meanwhile, the yen managed to gain over 4% against both the US dollar and the pound, despite the Bank of Japan leaving their loose monetary policy intact, adding over half a percent to performance in addition to gains from our yen call options. However, despite making positive returns in both December and the final quarter of 2023, the fund continued to face headwinds from its protective positions, which suffered as equities rose and credit spreads narrowed.

It continues to be our belief that tighter liquidity conditions present a significant risk to markets. Accordingly, we have reduced the fund's duration by roughly half from its recent peak, with sales of US bonds and gold bullion. This felt prudent given the bond market is now pricing six interest rate cuts in 2024, double the amount anticipated by the Fed. We believe a soft landing is now close to fully priced, leaving the market exposed to any pushback from policymakers or the data.

We maintain the view that it is too early to declare a soft-landing victory. Even if the probability of this outcome has increased, market pricing has moved even further, creating an asymmetry in asset prices. We think the scenario in which the market's six interest rate cuts are validated, is the arrival of recession. However, a soft landing is not an impossibility, and the fund holds over 20% across equities and commodities which should benefit from a broader market rally and further economic strength. This is also supported by the remaining fixed income positions and gold equities, which should rise in value if yields fall further.

Portfolio balance, which was painfully elusive at points last year, is now much more secure – evident in recent months as markets have rallied and the fund has delivered a positive return, despite its defensive positioning. Crucially though, if liquidity conditions and the economy do deteriorate, our derivative holdings – primarily credit protection and exposure to the VIX, should appreciate sharply. There were glimmers of this mid-month, as a small but sharp one day sell-off in the S&P saw the VIX index spike 12% intraday.

Overall, we enter the new year with the mindset that we are continuing to travel towards the danger, rather than away from it, and we will not let a disappointing 2023 obscure what we see in front of us.

C CLASS DECEMBER 2023

Performance C acc %	GBP
December	1.8
Year to date	-6.7
1 year	-6.7
3 years pa	3.6
5 years pa	6.0
10 years pa	4.5
Since inception pa	4.5

Share price, p	
C GBP acc	168.97
C GBP inc	136.87
Dividend yield	2.10

	Net	Gross
Duration (years)	2.5	2.9
Equity exposure %	15.6	16.1

C acc GBP	Volatility %	Sharpe	Sortino
3 years	6.5	0.2	0.4
5 years	6.8	0.7	1.2
10 years	5.9	0.6	1.0
Since inception	5.8	0.6	1.1

12 month performance to 31 December 2023					
%	2019	2020	2021	2022	2023
CAT C acc	7.3	11.9	11.0	7.4	-6.7
FTSE All-Share TR £	19.2	-9.8	18.3	0.3	7.9
FTSE Gt All-Stocks TR £	6.9	8.3	-5.2	-23.8	3.7

One to twelve month performance figures are cumulative, all others are annualised. Source: Ruffer LLP, FTSE International. Ruffer performance is shown after deduction of all fees and management charges, and on the basis of income being reinvested. Past performance is not a guide to future performance. The value of the shares and the income from them can go down as well as up and you may not get back the full amount originally invested. The value of overseas investments will be influenced by the rate of exchange.

INVESTMENT OBJECTIVE

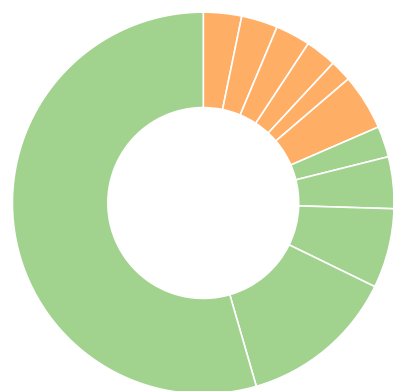
The fund will follow an 'absolute return' investment strategy. This means the Manager will not endeavour to track or 'outperform' a specific benchmark or stock market index, but instead seek to generate consistent positive returns regardless of the prevailing market conditions. The Manager expresses its absolute return approach through two principal investment objectives for the fund: 1) preservation of capital, which the Manager defines as not losing money on a rolling 12 month basis and 2) delivering consistent positive returns (through a combination of capital and income) greater than the return on cash (as defined by the Bank of England Bank Rate).

RESPONSIBLE INVESTMENT POLICY

The fund has strict restrictions on investment in alcohol, armaments, gambling, pornography, predatory lending, tobacco, oil sands and thermal coal. It also follows a proactive voting and engagement approach with companies held within the fund. The fund is monitored against UN Global Compact principles, MSCI's ESG Metrics and the managers also monitor the fund's carbon metrics.

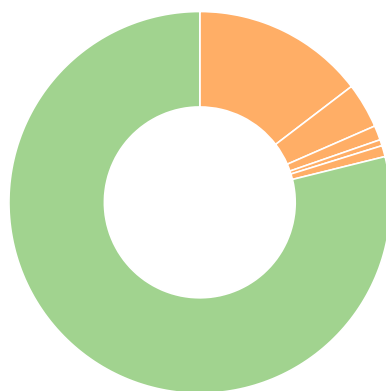
Charity Assets Trust 31 Dec 23

ASSET ALLOCATION



Asset allocation	%
Short-dated bonds	54.4
Credit and derivative strategies	13.3
Long-dated index-linked gilts	6.7
Gold exposure and gold equities	4.4
Cash	2.6
Consumer discretionary equities	3.2
Financials equities	3.1
Energy equities	2.9
Commodity exposure	2.6
Technology equities	1.8
Other equities	4.7

CURRENCY ALLOCATION



Currency allocation	%
Sterling	78.9
Yen	14.6
US dollar	3.8
Hong Kong dollar	1.2
Euro	0.5
Other	0.9

Geographical equity allocation	%
UK equities	6.6
Asia ex-Japan equities	3.4
North America equities	3.3
Europe equities	2.5
Other equities	0.3

5 LARGEST EQUITY HOLDINGS

Stock	% of fund
BP	2.9
TSMC ADR	1.3
Alibaba Group ADR	0.9
Alibaba Group	0.7
Swire Pacific	0.6

Largest equity holdings exclude Ruffer funds | Source: Ruffer LLP | Totals may not equal 100 due to rounding

RUFFER LLP

Ruffer LLP manages investments on a discretionary basis for private clients, trusts, charities and pension funds. As at 30 November 2023, assets managed by the Ruffer Group exceeded £23.4bn.

FUND SIZE £519.1M

FUND INFORMATION

Annual management charge %	1.0 + VAT	
Maximum initial charge %	1.0	
Minimum investment (or equivalent in other currency)	£500	
Ongoing Charges Figure %	1.14	
Cut offs	12.00pm on Wednesday (where this is a business day) and the last business day of the month	
Dealing frequency	Weekly forward, every Wednesday where this is a business day, plus the last business day of the month	
Ex dividend dates	15 Jan, 15 Apr, 15 Jul, 15 Oct	
Pay dates	15 Mar, 15 Jun, 15 Sep, 15 Dec	
Investment adviser	Ruffer AIFM Limited	
Investment manager	Ruffer AIFM Limited	
Administrator	Bank of New York Mellon (International) Limited	
Custodian	Bank of New York Mellon SA/NV	
Trustee	BNY Mellon Fund & Depository (UK) Ltd	
Legal advisers	Eversheds Sutherland (International) LLP	
Auditors	Ernst & Young UK LLP	
Structure	Common Investment Fund established under section 24 of The Charities Act 1993	
Unit classes	Accumulation and income	
Share class	ISIN	SEDOL
C GBP acc	GB00B740TC99	B740TC9
C GBP inc	GB00B7F77M57	B7F77M5

ENQUIRIES

Ruffer LLP
80 Victoria Street
London SW1E 5JL

Ajay Johal
ajohal@ruffer.co.uk
+44 (0)20 7963 8040

DEALING LINE

0344 892 0906

FUND TEAM



Jasmine Yeo
FUND MANAGER

Joined Ruffer in 2017, having graduated with a degree from Warwick Business School. She is a member of the CISI, and co-manager of two of Ruffer's flagship funds and Ruffer's investment trust.



Ian Rees
FUND MANAGER

Joined Ruffer in 2012, after graduating from the University of Bath with an honours degree in economics. He is a CFA charterholder and co-manager of three of Ruffer's flagship funds.



Jos North
FUND MANAGER

Joined Ruffer in 2012 and now leads Ruffer's UK institutional business, including UK defined benefit, defined contribution and local government pension schemes, and UK charities. He is a member of the CISI and co-manages two of Ruffer's flagship funds.



Ajay Johal
FUND SPECIALIST

Joined Ruffer in 2014 from Barclays Wealth, moving to the charities team in 2019. He holds a degree in history and sociology from the University of Warwick and is a member of the CISI.

GLOSSARY

Volatility measures the extent to which returns vary over a given period. High volatility means returns have been more variable over time

Duration measures the sensitivity of a bond or fixed income portfolio's price to changes in interest rates. The higher the duration, the more sensitive the price or portfolio is to changes in interest rates

UK Bank Rate the rate the Bank of England charges banks and financial institutions for loans with a maturity of one day

Sharpe ratio measures the performance of an investment, adjusting for the amount of risk taken (compared to risk-free). The higher the ratio, the better the returns compared to the risk taken

Sortino ratio measures the extra return an investment makes for each unit of bad risk (the chance of losing money below a certain target)

This financial promotion is issued by Ruffer LLP, 80 Victoria Street, London SW1E 5JL. Ruffer LLP is authorised and regulated by the Financial Conduct Authority. © Ruffer LLP 2023

DISCLAIMER

Eligible charities are those registered as a charity with the Charity Commission for England and Wales, the Office of the Scottish Charity Regulator and/or Inland Revenue Charities, Bootle, Merseyside (including charities established in Northern Ireland), or exempt from registration with the Charity Commission by virtue of the Charities Act 1993 (as amended).

The views expressed in this report are not intended as an offer or solicitation for the purchase or sale of any investment or financial instrument. The views reflect the views of Ruffer LLP at the date of this document and, whilst the opinions stated are honestly held, they are not guarantees and should not be relied upon and may be subject to change without notice. The information contained in this document does not constitute investment advice and should not be used as the basis of any investment decision. References to specific securities are included for the purposes of illustration only and should not be construed as a recommendation to buy or sell these securities. Ruffer LLP has not considered the suitability of this fund against any specific investor's needs and/or risk tolerance. If you are in any doubt, please speak to your financial adviser. The fund data displayed is designed only to provide summary information and the report does not explain the risks involved in investing in the fund. Any decision to invest must be based solely on the information contained in the Scheme Particulars, Key Information Document and the latest report and accounts. The Charity Assets Trust is an unregulated collective investment scheme (UCIS) available only to eligible charities as defined above.

FTSE® is a trade mark of the London Stock Exchange Group companies and is used by FTSE International Limited under licence. All rights in the FTSE indices and/or FTSE ratings vest in FTSE and/or its licensors. Neither FTSE nor its licensors accept any liability for any errors or omissions in the FTSE indices and/or FTSE ratings or underlying data and no party may rely on any FTSE indices, ratings and/or underlying data contained in this communication. No further distribution of FTSE Data is permitted without FTSE's express written consent. FTSE does not promote, sponsor or endorse the content of this communication. This financial promotion is issued by Ruffer LLP, 80 Victoria Street, London SW1E 5JL. Ruffer LLP is authorised and regulated by the Financial Conduct Authority. © Ruffer LLP 2023

